

High Temperature Deep Cycle GEL Battery

HTL6-330

The HTL deep cycle gel battery adopts the advanced developed nano gel electrolyte with super-C additive plus heavy duty plates design inside. It has a longer service life even deep cycle discharge use and can provide optimum and reliable service under extreme condition such as high temperature and frequent power failure, thus it is highly suited for tropical area in outdoor applications such as Telecom BTS stations and Off-grid PV system.

6V Voltage	330Ah Capacity	Gel Technology	Deep Cycle
----------------------	--------------------------	--------------------------	----------------------



COMPLIED STANDARDS

IEC 60896-21/22	JIS C8704
IEC61427	BS6290 part4
GB/T 19638	CE/ISO

GENERAL FEATURES

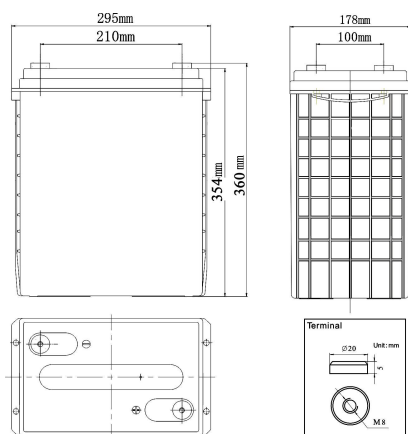
- Able to operate at 40-60°C
- Integrated design to ensure the best uniformity and reliability
- Longer life and higher stability under high temp. environment (no air-con needed)
- Super-C additives: Deep discharge recovery capability, 1600cycles @50%DOD

APPLICATIONS

- BTS Stations
- Solar & Wind energy system
- UPS system
- Telecom systems
- Wheel chair, Golf cart

DIMENSIONS & WEIGHT

Length (mm)	295±1
Width (mm)	178±1
Height (mm)	354±1
Total Height (mm)	360±1
Weight (kg)	46.8±3%



TECHNICAL SPECIFICATIONS

Nominal Voltage		6V (3 cells per unit)
Design Floating Life @25°C		20 Years
Nominal Capacity @25°C (20 hour rate@16.5A, 5.4V)		330Ah
Capacity @25°C	10 hour rate (29.7A, 5.4V)	297Ah
	5 hour rate (52.5A, 5.25V)	262.5Ah
	1 hour rate (183.3A, 4.8V)	183.3Ah
Internal Resistance	Full Charged Battery@25°C	≤1.6mΩ
Ambient Temperature	Discharge	-25°C~60°C
	Charge	-25°C~60°C
	Storage	-25°C~60°C
Max.Discharge Current@25°C		1000A(5s)
Capacity affected by Temperature (10 hour)	40°C	108%
	25°C	100%
	0°C	90%
	-15°C	70%
Self-Discharge@25°C per Month		3%
Charge (Constant Voltage) @25°C	Standby Use	Initial Charging Current Less than 66A Voltage 6.8-6.9V
	Cycle Use	Initial Charging Current Less than 66A Voltage 7.2-7.45V

BATTERY DISCHARGE TABEL

Discharge Constant Current per Cell (Amperes at 25°C)

F.V/Time	15min	30min	45min	1h	2h	3h	5h	8h	10h	20h	100h
1.60V	424.7	270.4	199.7	183.3	116.3	81.7	55.5	36.7	32.7	17.8	3.96
1.65V	417.0	265.5	196.0	180.0	114.2	80.2	54.5	36.0	32.1	17.5	3.88
1.70V	409.3	260.6	192.4	176.6	112.1	78.7	53.5	35.3	31.5	17.1	3.81
1.75V	401.5	255.7	188.8	173.3	110.0	77.2	52.5	34.7	30.9	16.8	3.74
1.80V	386.1	245.9	181.5	166.7	105.8	74.3	50.5	33.3	29.7	16.5	3.66

Discharge Constant Power per Cell (Watts at 25°C)

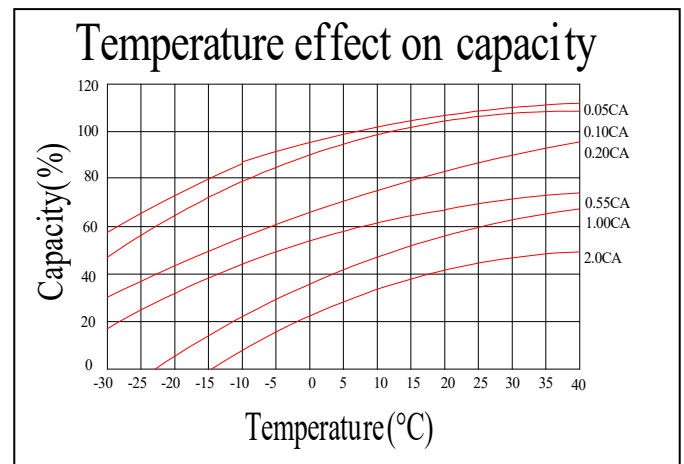
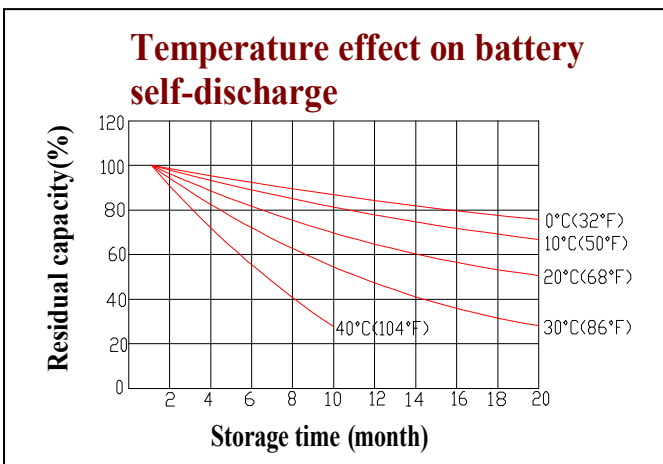
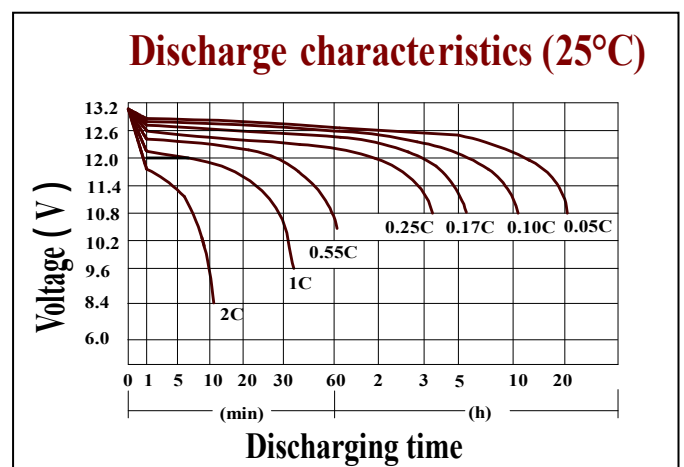
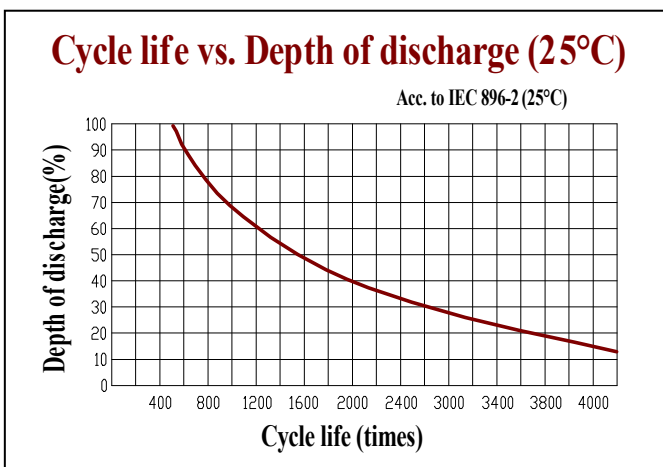
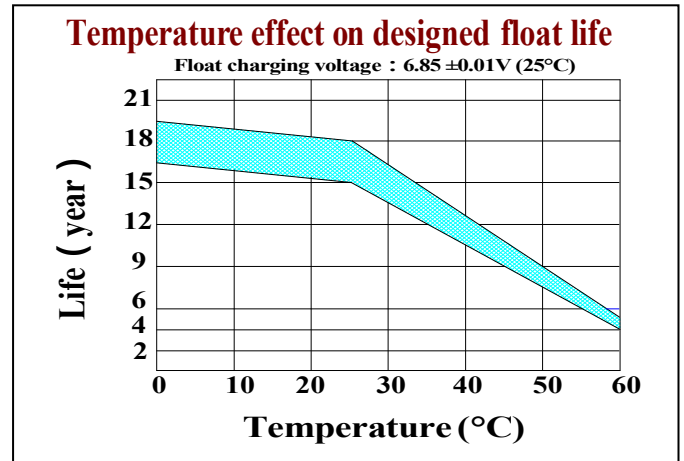
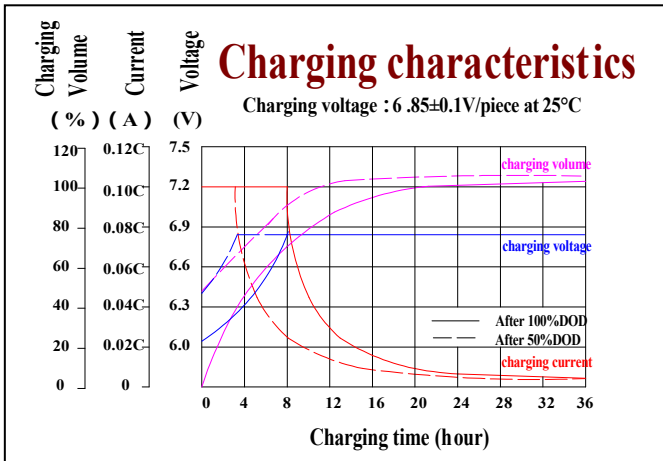
F.V/Time	15min	30min	45min	1h	2h	3h	5h	8h	10h	20h	100h
1.60V	817.6	520.6	384.3	352.9	224.0	157.2	106.9	70.6	62.9	34.3	7.62
1.65V	802.7	511.1	377.3	346.5	219.9	154.4	105.0	69.3	61.7	33.7	7.47
1.70V	787.8	501.7	370.4	340.0	215.8	151.5	103.0	68.0	60.6	33.0	7.33
1.75V	773.0	492.2	363.4	333.6	211.7	148.6	101.1	66.7	59.5	32.4	7.19
1.80V	743.2	473.3	349.4	320.8	203.6	142.9	97.2	64.2	57.2	31.8	7.05

Note The above data are average values, and can be obtained within 3 charge/discharge cycles. These are not minimum values. Cell and battery designs/specifications are subject to modification without notice. Contact **CSPower** for the latest information.

High Temperature Deep Cycle GEL Battery

HTL6-330

PERFORMANCE CHARACTERISTICS



BATTERY CONSTRUCTION

Component	Positive plate	Negative plate	Container & Cover	Safety valve	Terminal	Separator	Electrolyte	Pillar seal
Features	Thick high Sn low Ca grid with special paste	Balanced Pb-Ca grid for improved recombination efficiency	Fire resistance ABS (UL94-V0 optional)	Flame Si-Rubber and aging resistance	Female Copper Insert M8	Advanced PVC /AGM separator for high pressure cell design	Silicon Gel	Two layers epoxy resin seal

Shenzhen CSPOWER Battery Technology Co.,Ltd.

Add: Building B, Huafeng Technology Park, Baoan, Shenzhen, China.

Tel: +86-755-29123661 Email: sales@csagmbattery.com



[HTTP://WWW.CSAGMBATTERY.COM](http://www.csagmbattery.com)